

Theodor Kentros

ΑΣΜΑΤΙΚΟΝ

[asmatikon]


Transposed Score

Durata ca. 04'05"


Instructions

Special notation

There are certain ways to bend your tone, but if manageable I'd prefer the following grips. For number 1, choose whichever works the best for you.



This will later be notated as such:



Tape

The tape has three different parts, A, B and C

✘ **A** is basically just a looped choir - play as matching as possible

✘ **B** is this loop but randomly cut up - here keep playing what is written in the score, that is - the same melody as before.

✘ **C** is a part which focuses on the note F#, adding a sinus-tone to make the Bass Clarinet stand out in it's slightly altered pitch.

✘ Right before **C** there's a cue in the tape, about 33.5s after the Bass Clarinet has finished in **B**, so keep your ears alert for when to start playing again.

ΑΣΜΑΤΙΚΟΝ

[asmatikon]

Theodor Kentros

♩=86 **A**

Tape (Choir) in B \flat

f

Bass Clarinet in B \flat

Tape

B. Cl.

pp

Tape

B. Cl.

pp \leftarrow *p*

Tape

B. Cl.

p < mf

Tape

B. Cl.

mf < f mf

Tape

B. Cl.

mf < f

Tape

B. Cl.

f < ff f

B
Choir
Tape Cutup

Tape

B. Cl.

f < ff f

B

50

Tape

B. Cl.

55

Tape

B. Cl.

33.5s

60

Tape

Eh Eh

C

B. Cl.

5 1 3 5

f *ff*

C

67

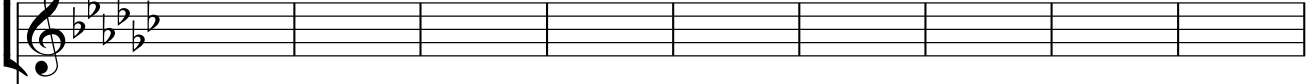
Tape

B. Cl.


4 1 3 5 4 1 3 5 2

76

Tape



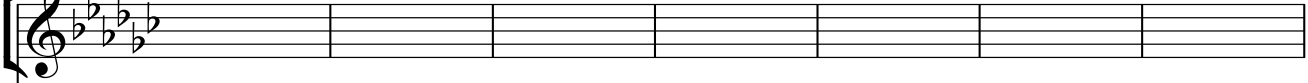
B. Cl.




1 3 5 4 1 3 5 2 1

85

Tape




B. Cl.




3 5 4 1 3 5 4

92

Tape



B. Cl.



1 3 5 4 1 3

Ca. 22s.
End with tape